

State of New Mexico
Public School Capital Outlay Council


Chair:
Catherine Smith, PEC

Members:
David Abbey, LFC
Veronica Garcia, PED
David Contarino, Governor's Office
James Jimenez, DFA



Members:
Lisa Martinez, CID
Marvin Marquez, NMSBA
Pauline Rindone, LESC
Paula Tackett, LCS

Public School Facilities Authority
Robert A. Gorrell, Director
2019 Galisteo, Suite B-1
Santa Fe, NM 87505
(505) 988-5989 Fax: (505) 988-5933



22 April, 2004

Dear Colleagues:

3D/I has completed its latest update of district data, and has performed the preliminary run of its prioritization and ranking model. Predictive results are correlating overall with what we know from our conversations with you, from field data and from other sources. We aren't done yet, but I believe we are on our way to developing a robust capital planning tool that will help guide the state and its school districts in fair funding, help districts measure and meet the State's adequacy standards, and allow districts to more easily forecast the impact of demographic trends on school facilities.

I don't need to tell you that this is a complicated process. With 89 districts, about 800 specific facilities, 65,000 parameters being tracked and almost 200,000 specific line items feeding into 9 weighted categories, there are any number of possible anomalies, glitches, errors and resulting necessary adjustments before we get where we need to be on this.

On behalf of the PSCOC, I want to thank you for the labor intensive burden of capturing required data from your districts, and for verifying its integrity. I know the process is complicated by the need to track parameters which are by nature dynamic and constantly changing.

Likewise, the PSCOC continues to attempt to perfect its weightings, based on feedback from educators, and on our commitment to objective and fair funding of the districts' highest priority needs.


We feel, and we know many of you agree, that within this unavoidably complicated initiative, neither our data nor our weightings will be sufficiently credible until we're somewhat further along in the new standards based process. Hence the PSCOC decided, first, to *temporarily* cut off corrections to data, and cut off debate on the appropriate weightings in order to move forward on this award cycle; and second, to remind everyone that this next year is a *pilot year*, during which we will continue to work with you to optimize the process for succeeding years, and to evaluate and review all components of

the initiative itself, including the appropriate weights. I want to emphasize that during this *pilot year*, our weightings will be preliminary, and we will work closely with you over the next 12 months to lock on final weights.

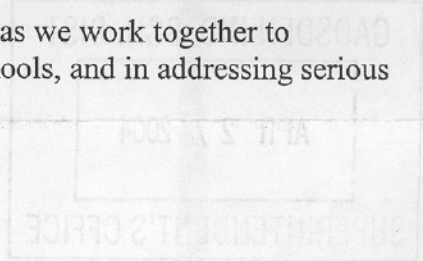
As you'll recall, the deadline for returning verified data to PSFA was April 7, 2004. Data has been initially reviewed by members of the 3D/I subcommittee, and although the PSCOC will not receive the 3/DI report until April 28, 200, the council has authorized PSFA to forward the updated data with the revised rankings to the districts. Appeals on the 3DI data will be entertained by the council on April 28th, as previously announced.

We appreciate your support, good will, forbearance and understanding as we work together to overcome the many challenges in repairing serious problems in our schools, and in addressing serious space concerns so all our schools can meet the adequacy standards.

Very truly yours,



Catherine Smith, Chair
Public School Capital Outlay Council



School Ranking by Weighted NMCI

Rank	District	Facility Name	Gross Area (Sq. Ft.)	Repair Cost	Replacement Cost	Weighted NMCI %
1	Albuquerque	* (Y) Mary Ann Binford Elem	79,093	\$15,089,394	\$9,713,056	422.70%
2	Albuquerque	* Cibola High	335,122	\$64,416,808	\$44,425,513	381.65%
3	Albuquerque	* Painted Sky Elem	147,031	\$13,034,556	\$10,760,536	362.17%
4	Chama	Tierra Amarilla Middle	6,281	\$1,281,656	\$856,728	331.34%
5	Albuquerque	(Y) Navajo Elem	38,815	\$5,808,428	\$4,759,615	273.95%
6	Albuquerque	Sierra Vista Elem	117,080	\$9,453,754	\$8,933,580	258.54%
7	Albuquerque	Los Ranchos Elem	32,802	\$4,111,468	\$4,036,847	252.62%
8	Albuquerque	* Bandelier Elem	99,569	\$7,312,755	\$7,692,947	244.23%
9	Las Cruces	* Sierra Middle	96,417	\$10,943,780	\$12,387,593	242.64%
10	Albuquerque	Dennis Chavez Elem	58,253	\$6,606,113	\$7,160,966	233.10%
11	Artesia	Penasco Elem	6,836	\$927,408	\$843,016	231.93%
12	Deming	Memorial Elem	44,088	\$5,279,641	\$5,106,207	223.53%
13	Reserve	Glenwood Elem	10,744	\$533,442	\$657,157	213.95%
14	Gallup-McKinley	Ramah High	78,188	\$5,868,042	\$6,748,826	204.87%
15	Belen	(A) Infinity HS	2,576	\$692,647	\$340,573	203.38%
16	Lovington	Jefferson Elem	47,880	\$8,530,740	\$5,879,898	201.21%
17	Deming	Deming Middle	152,670	\$12,046,412	\$12,038,501	198.92%
18	Lordsburg	Dugan-Tarango Middle	25,800	\$4,735,961	\$5,185,123	198.46%
19	Las Cruces	* Vista Middle	96,550	\$9,209,369	\$12,471,364	191.59%
20	Roswell	Valley View Elem	37,696	\$4,095,370	\$4,647,318	181.81%
21	Albuquerque	Hawthorne Elem	56,760	\$6,781,763	\$6,976,775	180.35%
22	Albuquerque	Alamosa Elem	51,734	\$4,842,688	\$6,359,589	172.76%
23	Gadsden	La Mesa Elem	32,956	\$3,102,649	\$3,820,432	168.38%
24	Rio Rancho	* Rio Rancho Elem	132,182	\$4,863,973	\$8,207,563	167.70%
25	Mesa Vista	Tres Piedras Elem	7,270	\$901,468	\$865,797	159.98%
26	Albuquerque	La Mesa Elem	95,903	\$9,057,537	\$11,789,611	152.29%
27	Hondo Valley	Hondo High	28,853	\$3,022,221	\$3,824,465	151.76%
28	Taos	(C) Taos Municipal (Seco)	28,800	\$1,188,694	\$1,765,008	151.72%
29	Jemez Valley	(C) San Diego Riverside	12,498	\$903,806	\$1,524,006	148.84%
30	Albuquerque	Inez Elem	33,785	\$3,646,635	\$4,155,879	137.89%
31	Gallup-McKinley	Thoreau Middle	94,148	\$6,659,351	\$7,915,851	134.54%
32	Albuquerque	* Carlos Rey Elem	104,048	\$5,186,966	\$8,734,803	134.22%
33	Silver City	Cliff School (Combined)	62,386	\$5,766,660	\$7,296,699	131.51%
34	Albuquerque	* Double Eagle Elem	74,682	\$4,499,091	\$9,194,867	130.73%
35	Gadsden	San Miguel Elem	39,578	\$3,147,841	\$4,581,561	130.03%
36	Santa Fe	Francis X. Nava Elem	30,604	\$2,905,540	\$4,041,953	129.07%
37	Los Alamos	Barranca Mesa Elem	64,881	\$5,707,866	\$7,947,076	128.69%
38	Gallup-McKinley	John F. Kennedy Middle	94,779	\$9,146,765	\$12,983,796	125.19%
39	Chama	Canjilon Elem	9,700	\$2,169,650	\$1,189,026	124.11%
40	Mora	Holman Elem	25,408	\$1,146,824	\$1,557,129	124.06%
41	Portales	Lindsey Middle	71,542	\$2,835,037	\$5,064,561	118.84%
42	Albuquerque	Lavaland Elem	92,562	\$4,863,665	\$7,455,390	118.45%
43	Las Cruces	Hillrise Elem	51,084	\$3,047,357	\$5,924,231	117.83%
44	Albuquerque	Jimmie E. Carter Middle	125,887	\$6,683,843	\$17,106,156	115.56%
45	Lordsburg	Southside Elem	33,790	\$946,699	\$2,282,973	114.50%
46	Pecos	Pecos Middle	18,770	\$1,423,246	\$2,521,202	113.30%
47	Belen	Belen High	191,871	\$16,455,349	\$25,472,141	113.28%
48	Albuquerque	Governor Bent Elem	59,645	\$4,457,514	\$7,329,992	113.28%
49	Albuquerque	Bellehaven Elem	15,657	\$2,066,881	\$1,923,951	112.62%
50	Albuquerque	John Baker Elem	82,553	\$3,564,467	\$6,450,742	110.42%
51	Clayton	Kiser Elem	11,427	\$583,897	\$1,403,035	108.40%
52	Silver City	La Plata Middle	105,369	\$8,124,101	\$13,548,085	108.15%
53	Las Cruces	Valley View Elem	85,890	\$3,405,771	\$5,857,820	108.13%
54	Corona	Corona High	42,742	\$2,842,909	\$5,706,912	106.53%
55	Albuquerque	Matheson Park Elem	42,786	\$4,388,966	\$5,243,954	105.98%
56	Las Cruces	Zia Middle	133,726	\$7,890,392	\$14,188,431	105.19%
57	Animas	Animas Middle	44,861	\$2,632,776	\$3,566,255	105.00%
58	Portales	* Brown Early Childhood Center	36,568	\$3,198,708	\$4,368,700	104.05%
59	Alamogordo	High Rolls Mountain Park Elem	11,612	\$828,544	\$1,347,805	103.68%
60	Las Cruces	Alameda Elem	96,584	\$3,839,642	\$6,465,206	101.54%
61	Jemez Mountain	Lindrieth Elem	11,578	\$996,378	\$1,419,115	99.13%
62	Jemez Mountain	Coyote Elem	20,017	\$1,718,866	\$2,453,484	99.05%
63	Moriarity	* South Mountain Elem	42,350	\$1,708,762	\$5,222,685	98.07%
64	Albuquerque	Mission Avenue Elem	52,892	\$3,459,279	\$6,509,356	97.32%
65	Albuquerque	Longfellow Elem	43,864	\$2,327,556	\$5,411,502	97.15%
66	Gallup-McKinley	Gallup Junior High	284,660	\$15,600,956	\$23,772,362	94.57%
67	Dexter	Dexter Middle	161,614	\$6,418,087	\$11,914,547	94.54%

* High Growth

(A) Alternative

(C) Charter

(Y) Year around multi-track

School Ranking by Weighted NMCI

Rank	District	Facility Name	Gross Area (Sq. Ft.)	Repair Cost	Replacement Cost	Weighted NMCI %
68	Las Cruces	University Hills Elem	51,154	\$3,555,711	\$5,931,083	92.79%
69	Farmington	Heights Middle	187,946	\$9,347,724	\$14,280,113	92.37%
70	Gadsden	Desert View Elem	49,861	\$2,790,541	\$5,780,209	90.59%
71	Carlsbad	Hillcrest Elem	40,800	\$2,867,717	\$5,031,456	88.72%
72	Farmington	McKinley Elem	82,305	\$3,284,683	\$6,259,290	88.19%
73	Espanola	San Juan Elem	42,222	\$2,506,746	\$5,033,627	88.14%
74	Animas	Animas Elem	27,635	\$2,032,448	\$3,223,934	88.04%
75	Albuquerque	Eisenhower Middle	206,979	\$7,813,565	\$17,780,170	86.39%
76	Roswell	Sunset Elem (Future VO-Tech HS	56,821	\$3,936,241	\$7,007,166	85.24%
77	Las Cruces	Central Elem	53,744	\$1,873,340	\$3,498,734	84.58%
78	Cuba	Cuba Middle	45,550	\$2,373,168	\$6,253,560	84.17%
79	Albuquerque	McKinley Middle	176,499	\$6,772,420	\$12,806,210	84.12%
80	Gadsden	Gadsden High	304,832	\$21,346,847	\$37,733,748	84.01%
81	Dexter	Dexter High	153,184	\$6,707,838	\$11,962,257	83.75%
82	Las Vegas West	Valley Elem/Middle School	48,192	\$2,790,589	\$6,239,854	82.72%
83	Las Cruces	Mayfield High	550,686	\$15,996,918	\$38,274,724	82.67%
84	Gadsden	Gadsden Middle	120,807	\$9,131,297	\$15,582,270	82.64%
85	Los Lunas	Mariposa Elem. (1986)	62,918	\$3,912,637	\$4,751,703	82.03%
86	Roswell	Edgewood Elem	35,513	\$2,788,147	\$4,365,077	81.97%
87	Raton	Kearny Elem	25,810	\$1,063,205	\$3,162,317	81.70%
88	Cuba	* Cuba High	99,065	\$6,482,986	\$13,159,265	81.16%
89	Cuba	Cuba Elem	35,443	\$3,129,656	\$4,366,563	80.67%
90	Gallup-McKinley	(A) Gallup Central HS	35,288	\$3,045,534	\$1,975,649	80.41%
91	Alamogordo	Oregon Elem	32,637	\$2,143,180	\$3,780,543	80.02%
92	Albuquerque	Hoover Middle	113,227	\$10,080,378	\$15,431,101	79.97%
93	Las Cruces	Picacho Middle	119,599	\$6,103,085	\$15,311,345	79.58%
94	Albuquerque	Jackson Middle	107,173	\$7,782,895	\$13,869,177	79.46%
95	Albuquerque	(Y) Cochiti Elem	48,135	\$2,622,450	\$5,924,040	79.29%
96	Los Alamos	Los Alamos Middle	97,423	\$6,757,869	\$13,166,107	78.33%
97	Albuquerque	Seven Bar Elem	150,532	\$3,665,058	\$13,456,350	77.65%
98	Albuquerque	Madison Middle	140,200	\$9,771,918	\$16,183,598	77.25%
99	Central	(A) Career Prep	65,180	\$5,658,797	\$8,669,963	76.89%
100	Deming	Martin Elem	26,394	\$1,947,272	\$3,056,463	76.10%
101	Santa Fe	Tesuque Elem	20,301	\$1,105,219	\$2,458,505	75.22%
102	Alamogordo	Heights Elem	40,312	\$3,162,786	\$4,671,175	74.95%
103	Albuquerque	Chaparral Elem	76,581	\$3,119,999	\$9,415,286	74.77%
104	Cobre	Snell Middle	180,205	\$6,681,379	\$13,216,262	74.16%
105	Gadsden	Desert Trail Intermediate	65,120	\$2,917,293	\$7,454,518	73.94%
106	Gallup-McKinley	Gallup Middle	120,078	\$9,040,261	\$16,423,570	73.89%
107	Penasco	Penasco Junior High	51,126	\$3,175,820	\$6,857,945	73.57%
108	Quemado	Datil Elem	11,061	\$727,249	\$1,353,092	73.11%
109	Zuni	Zuni Intermediate School	29,168	\$1,157,830	\$4,293,129	72.79%
110	Alamogordo	Chaparral Middle	162,560	\$2,900,527	\$11,784,965	72.56%
111	Deming	Sunshine Elem	23,862	\$1,539,625	\$2,761,120	71.99%
112	Carlsbad	Monterrey Elem	40,916	\$2,879,939	\$5,052,574	71.73%
113	Carlsbad	Joe Stanley Smith Elem	37,800	\$2,462,220	\$4,661,496	71.41%
114	Carlsbad	Craft Elem	50,000	\$1,049,178	\$3,096,449	71.03%
115	Gadsden	* La Union Elem	59,475	\$2,302,457	\$6,898,492	71.02%
116	Las Cruces	Lynn Middle	203,738	\$6,153,558	\$15,988,240	70.71%
117	Grants-Cibola	Bluewater Elem	43,338	\$1,690,810	\$3,057,850	70.56%
118	Alamogordo	North Elem	48,317	\$3,330,962	\$5,603,656	70.52%
119	Santa Fe	Carlos Gilbert Elem	27,884	\$1,630,519	\$3,415,054	70.41%
120	Elida	Elida Middle/High	81,774	\$1,923,640	\$6,275,113	70.06%
121	Deming	Smith Elem	84,934	\$2,598,252	\$5,772,989	69.80%
122	Albuquerque	Wilson Middle	111,023	\$8,280,651	\$14,994,729	69.13%
123	Farmington	Apache Elem	102,676	\$3,725,605	\$7,398,878	68.71%
124	Gadsden	Loma Linda Elem	53,360	\$1,240,775	\$5,439,518	68.40%
125	Gadsden	Berino Elem	93,680	\$4,966,462	\$10,816,183	68.23%
126	Carlsbad	Puckett Elem	33,069	\$1,806,274	\$4,025,241	68.06%
127	Chama	Tierra Amarilla Elem	27,500	\$1,815,122	\$3,480,315	67.70%
128	Clayton	Alvis Elem	32,936	\$2,486,244	\$4,040,152	67.65%
129	Tatum	Tatum Jr./Sr. High	104,415	\$7,136,693	\$13,853,930	67.53%
130	Pojoaque	Pojoaque Middle/High Campus	146,923	\$8,092,290	\$17,436,277	67.25%
131	Carlsbad	Sunset Elem	40,748	\$2,628,600	\$5,021,825	67.14%
132	Albuquerque	(Y) Mark Twain Elem	57,945	\$4,087,501	\$7,132,911	67.11%
133	Espanola	Velarde Elem	23,414	\$1,310,132	\$2,869,854	67.08%
134	Carlsbad	Dr. E.M. Smith Elem	16,145	\$911,863	\$2,004,901	67.01%

* High Growth
(A) Alternative
(C) Charter

80

92

93

118

Should be Gadsden

124

132
133

School Ranking by Weighted NMCI

Rank	District	Facility Name	Gross Area (Sq. Ft.)	Repair Cost	Replacement Cost	Weighted NMCI %
135	Bernalillo	Placitas Elem	21,929	\$1,269,669	\$2,709,229	66.84%
136	Santa Fe	Larragoite Elem	89,969	\$4,255,320	\$6,808,282	66.69%
137	Albuquerque	East San Jose Elem	89,419	\$2,510,949	\$7,576,937	66.51%
138	Silver City	Harrison H. Schmitt Elem	110,512	\$3,612,110	\$6,794,017	66.44%
139	Albuquerque	Whittier Elem	43,198	\$3,089,925	\$5,313,657	66.41%
140	Carlsbad	Riverside Elem	35,302	\$2,656,979	\$4,341,690	66.30%
141	Roswell	Monterrey Elem	59,953	\$3,852,121	\$7,390,867	65.83%
142	Las Cruces	* (A) Mesilla Valley Trng Ctr	17,672	\$1,288,709	\$2,183,593	65.36%
143	Gallup-McKinley	Crownpoint Middle	32,827	\$2,474,473	\$4,524,217	64.81%
144	Roswell	Missouri Avenue Elem	36,150	\$2,154,027	\$4,470,114	64.30%
145	Albuquerque	Lyndon B. Johnson Middle	155,536	\$5,113,209	\$21,245,757	64.07%
146	Las Vegas West	Don Cecilio Martinez Elem	64,448	\$1,745,745	\$4,694,196	64.00%
147	Truth or Conseq	Hot Springs High	78,047	\$5,161,879	\$9,970,159	63.56%
148	Clayton	(C) Amistad Elem	18,258	\$1,030,719	\$2,244,639	63.40%
149	Las Vegas West	(A) W. Las Vegas Fam. MHS	6,318	\$436,808	\$832,270	63.37%
150	Albuquerque	Bel-Air Elem	99,198	\$3,116,125	\$7,907,744	63.20%
151	Roswell	Berrendo Elem	45,401	\$2,400,525	\$5,584,049	62.60%
152	Las Cruces	MacArthur Elem	90,690	\$2,212,858	\$5,992,713	62.57%
153	Gadsden	* Riverside Elem	74,821	\$3,730,329	\$8,670,699	62.03%
154	Estancia	Estancia Middle	31,400	\$1,423,610	\$4,310,906	61.47%
155	Gallup-McKinley	Lincoln Elem	45,110	\$2,780,014	\$5,574,751	61.13%
156	Las Vegas West	Union Street Elem	30,840	\$1,168,433	\$2,208,002	61.10%
157	Albuquerque	Osuna Elem	39,524	\$2,477,721	\$4,874,807	60.68%
158	Farmington	Mesa Verde Elem	102,008	\$3,505,172	\$7,228,114	60.62%
159	Santa Fe	Acequia Madre Elem	33,012	\$833,068	\$2,066,902	60.44%
160	Albuquerque	Manzano High	307,776	\$21,259,800	\$40,791,311	60.18%
161	Santa Rosa	Anton Chico Elem/Middle	55,820	\$1,358,614	\$3,919,246	59.88%
162	Albuquerque	Eubank Elem	55,244	\$3,132,955	\$6,801,932	59.86%
163	Eunice	Caton Middle	82,174	\$4,588,950	\$11,952,611	59.77%
164	Roswell	Nancy Lopez Elem	40,833	\$2,125,959	\$5,020,724	59.17%
165	Albuquerque	Hubert Humphrey Elem	57,700	\$3,528,611	\$7,091,722	58.12%
166	Ruidoso	Nob Hill Early Childhood Cente	75,760	\$1,996,550	\$4,880,739	57.98%
167	Albuquerque	Zia Elem	61,798	\$3,579,258	\$7,611,403	57.84%
168	Albuquerque	Mountain View Elem	30,033	\$1,818,892	\$3,688,561	57.80%
169	Grants-Cibola	Los Alamos Middle	174,034	\$6,258,508	\$13,179,595	57.77%
170	Roswell	East Grand Plains Elem	44,366	\$2,254,804	\$5,414,122	57.20%
171	Albuquerque	Kit Carson Elem	68,127	\$4,243,043	\$8,371,916	57.13%
172	Albuquerque	Lowell Elem	49,011	\$3,068,048	\$6,027,623	57.05%
173	Albuquerque	Valle Vista Elem	56,449	\$3,925,325	\$6,937,688	57.01%
174	Roswell	Pecos Elem	36,390	\$2,013,061	\$4,487,943	57.00%
175	Fort Sumner	Fort Sumner Elem./Middle Schoo	208,482	\$6,393,798	\$14,548,634	56.91%
176	Estancia	Estancia Elem (Lower)	50,000	\$1,601,231	\$3,459,750	56.72%
177	Bernalillo	Cochiti Elem/Middle School	65,717	\$3,557,283	\$8,128,963	55.87%
178	Santa Fe	(A) Bilingual Early Childhood	10,708	\$911,062	\$1,306,288	55.67%
179	Albuquerque	Marie M. Hughes Elem	107,074	\$3,625,111	\$8,222,133	55.64%
180	Chama	Escalante High	65,401	\$4,928,812	\$8,614,909	55.50%
181	Tularosa	Tularosa High	91,722	\$6,619,190	\$12,240,337	55.23%
182	Mosquero	Mosquero Combined School	68,500	\$1,192,532	\$5,523,265	55.07%
183	Los Lunas	Los Lunas Middle	108,053	\$6,424,739	\$14,834,596	54.89%
184	Las Cruces	Hermosa Hts. Elem	104,344	\$3,029,549	\$6,837,191	54.53%
185	Albuquerque	Wherry Elem	105,752	\$3,457,929	\$8,450,018	54.12%
186	Roswell	Mountain View Middle	37,452	\$2,558,912	\$5,104,913	54.01%
187	Gallup-McKinley	Church Rock Academy	58,376	\$2,029,936	\$4,711,585	54.01%
188	Zuni	(A) Twin Buttes High	20,125	\$1,323,173	\$2,678,638	53.97%
189	Gallup-McKinley	Juan de Onate Elem	51,448	\$3,662,203	\$6,359,078	53.92%
190	Deming	Deming High	340,242	\$11,482,382	\$25,076,230	53.77%
191	Gallup-McKinley	Jefferson Elem	46,310	\$2,709,973	\$5,729,260	53.69%
192	Roswell	Roswell High	310,661	\$15,953,600	\$30,835,203	53.21%
193	Grants-Cibola	San Rafael Elem	69,232	\$1,880,865	\$4,809,201	53.03%
194	Roswell	Del Norte Elem	41,341	\$2,500,773	\$5,098,172	52.84%
195	Albuquerque	Grant Middle	197,671	\$6,156,426	\$18,008,450	52.67%
196	Albuquerque	Hodgin Elem	71,472	\$4,447,693	\$8,797,605	52.55%
197	House	House Municipal School	59,640	\$3,051,054	\$7,839,082	52.50%
198	Aztec	C.V. Koogler Middle	146,700	\$5,708,531	\$14,962,914	52.46%
199	Estancia	Van Stone Elem	10,688	\$370,772	\$1,318,579	52.42%
200	Las Cruces	Jornada Elem	124,220	\$3,389,500	\$8,264,309	52.26%
201	Rio Rancho	Puesta Del Sol Elem	84,896	\$1,923,144	\$10,472,267	52.20%

* High Growth
(A) Alternative
(C) Charter

School Ranking by Weighted NMCI

Rank	District	Facility Name	Gross Area (Sq. Ft.)	Repair Cost	Replacement Cost	Weighted NMCI %
202	Roswell	Sierra Middle	76,853	\$7,058,469	\$10,539,231	52.15%
203	Truth or Conseq	Arrey Elem	23,062	\$1,077,429	\$2,525,678	52.12%
204	Hobbs	Houston Junior High	216,664	\$8,159,370	\$16,512,267	51.73%
205	Las Vegas West	(A) W. Las Vegas Family ES	3,878	\$229,775	\$473,982	51.71%
206	Los Lunas	Daniel Fernandez Intermediate	57,445	\$4,270,826	\$7,772,922	51.54%
207	Lordsburg	Central Elem	60,022	\$1,564,690	\$3,910,258	51.49%
208	Albuquerque	Montezuma Elem	90,678	\$4,031,554	\$7,915,339	51.45%
209	Gallup-McKinley	Tohatchi Elem	44,410	\$3,037,317	\$5,491,481	51.42%
210	Taos	Ranchos de Taos Elem	60,314	\$2,791,392	\$7,384,959	51.33%
211	Albuquerque	McCollum Elem	59,972	\$3,268,544	\$6,776,950	51.31%
212	Gallup-McKinley	Crownpoint High	96,175	\$4,000,548	\$12,800,665	50.95%
213	Questa	Alta Vista Elem/Middle	66,772	\$2,856,033	\$9,202,517	50.86%
214	Albuquerque	James Monroe Middle	137,270	\$5,467,257	\$32,241,280	50.82%
215	Hatch Valley	Hatch Valley High	119,564	\$6,500,784	\$23,697,437	50.79%
216	Clayton	Clayton Junior High	34,800	\$2,083,468	\$4,810,752	50.33%
217	Albuquerque	Emerson Elem	71,435	\$3,280,912	\$8,787,430	50.16%
218	Quemado	Quemado Combined School	95,793	\$2,154,573	\$6,882,269	50.01%
219	Silver City	Sixth Street Elem	67,236	\$2,117,535	\$3,902,041	49.90%
220	Gallup-McKinley	Thoreau Elem	47,981	\$3,671,094	\$5,928,337	49.76%
221	Hobbs	Booker T. Washington Elem	48,092	\$2,826,149	\$5,930,705	49.49%
222	Ruidoso	Ruidoso Middle	82,900	\$4,286,031	\$11,445,055	49.48%
223	Gadsden	Mesquite Elem	132,068	\$2,931,907	\$9,717,480	49.47%
224	Mountainair	Mountainair Middle/High	67,033	\$4,397,523	\$8,727,577	49.38%
225	Mesa Vista	El Rito Elem	21,196	\$1,629,015	\$2,596,650	49.30%
226	Albuquerque	West Mesa High	347,249	\$24,010,402	\$46,028,385	49.26%
227	Grants-Cibola	Cubero Elem	40,248	\$1,645,837	\$3,574,265	49.25%
228	Belen	Rio Grande Elem	42,553	\$2,301,320	\$5,247,227	49.14%
229	Los Alamos	Pinon Elem	58,975	\$3,148,411	\$7,070,864	48.82%
230	Albuquerque	Sandia High	290,136	\$15,942,360	\$38,470,699	48.75%
231	Jal	Jal Middle/High	129,107	\$6,809,610	\$17,129,617	48.69%
232	Albuquerque	Sandia Base Elem	93,860	\$2,470,689	\$7,063,296	48.60%
233	Elida	Elida Elem	14,387	\$448,822	\$1,774,205	48.46%
234	Albuquerque	Kirtland Elem	45,072	\$2,353,801	\$5,552,415	48.41%
235	Carrizozo	* Middle School	18,862	\$835,442	\$3,589,929	48.16%
236	Las Vegas City	Memorial Middle	190,980	\$4,747,696	\$14,834,482	48.05%
237	Albuquerque	Taft Middle	138,268	\$5,533,595	\$18,529,135	47.90%
238	Albuquerque	Adobe Acres Elem	58,428	\$2,698,620	\$7,194,484	47.84%
239	Belen	La Merced Elem	44,059	\$1,990,295	\$5,463,732	47.70%
240	Albuquerque	Valley High	307,684	\$14,692,205	\$35,274,743	47.30%
241	Farmington	Farmington High	387,725	\$15,390,473	\$37,474,129	47.12%
242	Albuquerque	Monte Vista Elem	54,755	\$2,219,982	\$6,747,367	47.10%
243	Socorro	Zimmerly Elem	41,044	\$1,105,258	\$3,313,850	46.91%
244	Albuquerque	Alameda Elem	48,137	\$1,933,801	\$5,929,224	46.75%
245	Espanola	Espanola Middle (East)	76,160	\$2,957,022	\$10,379,434	46.71%
246	Las Cruces	Camino Real Middle	126,000	\$2,563,437	\$16,275,420	46.50%
247	Springer	Springer Elementary Combined	43,804	\$1,393,625	\$5,368,161	46.38%
248	Santa Rosa	Santa Rosa Middle	78,557	\$3,132,770	\$10,174,641	46.38%
249	Silver City	Silver High	191,290	\$8,105,297	\$23,859,700	46.18%
250	Eunice	Mettie Jordan Elem	63,233	\$2,681,936	\$7,153,232	46.18%
251	Cobre	Hurley Elem	66,708	\$1,754,234	\$4,724,966	46.06%
252	Espanola	Hernandez Elem	62,082	\$1,378,642	\$4,496,383	45.84%
253	Aztec	(A) Tiger Learning Center	4,800	\$332,408	\$594,480	45.42%
254	Espanola	Chimayo Elem	67,692	\$2,409,882	\$4,653,487	45.38%
255	Alamogordo	Chaparral Middle	106,227	\$4,721,342	\$13,680,659	45.38%
256	Las Cruces	Mesilla Elem	46,377	\$2,444,419	\$5,381,888	45.23%
257	Roswell	(A) University HS	31,564	\$1,998,408	\$4,183,468	45.20%
258	Tularosa	Tularosa Middle	66,304	\$3,012,826	\$9,107,166	45.09%
259	Los Lunas	Los Lunas High	495,253	\$18,329,959	\$42,715,944	45.00%
260	Roswell	Washington Avenue Elem	40,024	\$2,144,692	\$4,931,870	44.92%
261	Gallup-McKinley	Washington Elem	45,203	\$2,736,889	\$5,598,392	44.77%
262	Las Cruces	Dona Ana Elem	68,562	\$2,392,223	\$7,952,902	44.67%
263	Moriarty	Moriarty High	334,524	\$13,259,443	\$26,743,262	44.45%
264	Gallup-McKinley	Crownpoint Elem	90,428	\$2,397,888	\$6,437,562	44.30%
265	Gadsden	Anthony Elem	165,600	\$5,744,539	\$13,058,061	43.86%
266	Espanola	Fairview Elem	83,880	\$3,303,288	\$8,522,520	43.85%
267	Lake Arthur	Lake Arthur Combined School	86,880	\$2,627,735	\$11,490,552	43.79%
268	Albuquerque	Highland High	550,852	\$17,694,833	\$49,620,269	43.79%

* High Growth

(A) Alternative

(C) Charter

(Y) Year around multi-track

School Ranking by Weighted NMC1

Rank	District	Facility Name	Gross Area (Sq. Ft.)	Repair Cost	Replacement Cost	Weighted NMC1 %
269	Albuquerque	Ernie Pyle Middle	173,372	\$4,935,573	\$16,629,374	43.77%
270	Albuquerque	Sombra del Monte Elem	62,293	\$3,096,666	\$7,675,470	43.75%
271	Los Alamos	Los Alamos High	596,396	\$17,848,047	\$43,647,303	43.71%
272	Bernalillo	Bernalillo Middle	124,253	\$5,098,597	\$16,686,099	43.50%
273	Albuquerque	Alvarado Elem	48,181	\$2,068,322	\$6,095,560	43.25%
274	Carlsbad	Pate Elem	30,454	\$1,353,263	\$3,755,587	43.19%
275	Reserve	Reserve Combined School	96,124	\$3,521,186	\$10,062,078	43.14%
276	Pecos	Pecos Elem	65,070	\$1,531,125	\$7,975,630	43.01%
277	Clovis	Lockwood Elem	45,459	\$2,161,162	\$6,136,602	43.01%
278	Central	Tse'bit'ai Middle	205,050	\$5,418,319	\$15,528,437	42.95%
279	Roswell	El Capitan Elem	43,544	\$2,118,190	\$5,340,242	42.89%
280	Bloomfield	* Blanco Elem	90,540	\$848,311	\$5,606,690	42.82%
281	Las Vegas West	West Las Vegas Middle	74,274	\$2,077,993	\$10,130,974	42.73%
282	Alamogordo	Alamogordo High	615,335	\$18,153,177	\$45,045,472	42.67%
283	Alamogordo	Yucca Elem	56,731	\$3,007,506	\$6,575,446	42.65%
284	Roswell	Goddard High	236,160	\$15,803,062	\$31,110,240	42.57%
285	Silver City	Jose Barrios Elem	69,049	\$1,919,529	\$4,337,635	42.54%
286	Ruidoso	Roy Combined School	57,100	\$2,512,584	\$7,064,275	42.26%
287	Jemez Mountain	Coronado Middle/High	90,843	\$3,400,144	\$11,966,748	42.09%
288	Mesa Vista	Mesa Vista Middle/High	103,122	\$3,425,145	\$9,057,974	42.03%
289	Carlsbad	Eddy Elem	30,600	\$1,285,895	\$3,773,592	41.95%
290	Hobbs	Broadmoor Elem	45,474	\$1,936,426	\$5,607,854	41.68%
291	Cimarron	Eagle Nest Elem/Middle	109,900	\$1,843,637	\$8,237,005	41.66%
292	Hagerman	Hagerman Combined School	213,436	\$6,134,502	\$20,630,641	41.45%
293	Albuquerque	(A) Freedom High School	43,667	\$1,854,534	\$5,789,808	41.41%
294	Albuquerque	Truman Middle	209,743	\$5,505,261	\$15,403,272	41.15%
295	Clovis	Cameo Elem	51,081	\$2,602,205	\$6,946,771	41.01%
296	Albuquerque	La Luz Elem	80,496	\$2,662,953	\$7,600,172	40.96%
297	Clovis	Bella Vista Elem	41,124	\$2,252,554	\$5,594,627	40.65%
298	Loving	Loving Old Middle	32,547	\$1,100,175	\$4,467,076	40.43%
299	Roswell	Parkview Elem	29,823	\$1,374,328	\$3,662,970	40.37%
300	Jemez Mountain	Gallina Elem	37,759	\$1,852,248	\$4,894,294	40.35%
301	Pecos	Pecos High	70,244	\$2,130,303	\$9,097,862	40.35%
302	Vaughn	Vaughn Combined School	63,371	\$3,257,183	\$8,114,449	40.12%
303	Farmington	Hermosa Middle	87,845	\$3,624,819	\$12,080,160	39.88%
304	Santa Fe	Rameriz Thomas Elem (New)	120,000	\$6,098,639	\$6,459,000	39.73%
305	Albuquerque	(Y) Onate Elem	47,131	\$2,104,390	\$5,799,669	39.56%
306	Cobre	Central Elem	82,572	\$1,805,188	\$6,063,532	39.56%
307	Las Vegas West	Tony Serna Jr. Elem	53,086	\$995,829	\$3,649,397	39.55%
308	Floyd	Floyd Combined School	124,332	\$2,357,393	\$9,863,516	39.49%
309	Central	Kirtland Middle	183,101	\$6,762,765	\$16,891,760	39.29%
310	Lovington	Taylor Middle	101,521	\$7,403,068	\$13,671,456	39.05%
311	Roswell	Chisum Elem	28,502	\$1,392,437	\$3,498,712	38.87%
312	Albuquerque	Mitchell Elem	52,894	\$2,817,255	\$6,518,768	38.84%
313	Taos	Taos Elem	67,237	\$1,930,041	\$8,152,965	38.72%
314	Santa Fe	Pinon Elem	148,734	\$3,395,261	\$9,418,458	38.71%
315	Clovis	La Casita Elem	46,233	\$2,185,811	\$6,207,538	38.68%
316	Santa Fe	Kearny Elem	100,734	\$2,846,494	\$6,758,103	38.64%
317	Roswell	Military Heights Elem	42,476	\$2,124,702	\$5,229,926	38.49%
318	Albuquerque	Van Buren Middle	98,016	\$4,370,235	\$13,257,637	38.49%
319	Carrizozo	Elementary School	10,460	\$656,834	\$1,141,291	37.99%
320	Las Cruces	Fairacres Elem	40,034	\$1,379,814	\$4,640,203	37.98%
321	Las Cruces	Booker T. Washington Elem	100,572	\$2,211,418	\$6,964,646	37.86%
322	Albuquerque	Cleveland Middle	204,850	\$5,325,623	\$16,336,193	37.86%
323	Albuquerque	Corrales Elem	57,432	\$1,593,201	\$7,085,386	37.71%
324	Albuquerque	Taylor Middle	194,544	\$4,280,524	\$14,892,938	37.67%
325	Socorro	San Antonio Elem	13,596	\$484,355	\$1,663,199	37.54%
326	Alamogordo	Sierra Elem	44,264	\$2,028,662	\$5,135,337	37.53%
327	Santa Fe	Edward Ortiz Middle	107,000	\$1,825,084	\$14,272,480	37.42%
328	Clovis	Zia Elem	57,898	\$2,626,091	\$7,078,422	37.36%
329	Clovis	Parkview Elem	44,141	\$2,152,503	\$5,994,672	37.22%
330	Eunice	Eunice High	145,469	\$5,821,178	\$19,293,704	37.21%
331	Carlsbad	Early Childhood Education Cent	49,257	\$780,013	\$6,074,373	37.19%
332	Albuquerque	(Y) Eugene Field Elem	97,534	\$2,311,904	\$7,086,028	37.03%
333	Deming	Columbus Elem	55,758	\$1,165,678	\$4,692,614	37.00%
334	Grants-Cibola	Seboyeta Elem	30,114	\$1,004,138	\$2,382,893	36.85%
335	Roswell	Mesa Middle	72,655	\$4,433,979	\$9,755,237	36.65%

* High Growth

(A) Alternative

(C) Charter

(Y) Year around multi-track

School Ranking by Weighted NMCI

Rank	District	Facility Name	Gross Area (Sq. Ft.)	Repair Cost	Replacement Cost	Weighted NMCI %
336	Santa Fe	E. J. Martinez Elem	64,884	\$1,347,732	\$3,976,416	36.62%
337	Albuquerque	Acoma Elem	50,828	\$1,933,609	\$6,269,297	36.59%
338	Albuquerque	Zuni Elem	94,987	\$2,847,211	\$7,483,294	36.59%
339	Grants-Cibola	Mount Taylor Elem	158,124	\$3,524,240	\$11,274,685	36.40%
340	Clovis	Lincoln Jackson Elem (Arts Aca	28,459	\$965,974	\$3,480,536	36.40%
341	Maxwell	Maxwell Combined School	52,926	\$2,133,976	\$6,904,521	36.32%
342	Gallup-McKinley	Indian Hills Elem	57,887	\$2,747,642	\$11,642,932	36.31%
343	Las Cruces	Las Cruces High	440,182	\$18,666,583	\$54,904,109	36.30%
344	Albuquerque	Kennedy Middle	172,805	\$4,707,537	\$12,895,837	36.09%
345	Aztec	Lydia Rippey Elem	129,568	\$2,848,031	\$8,199,960	36.08%
346	Mountainair	Mountainair Elementary School	26,852	\$1,247,291	\$3,285,074	36.04%
347	Deming	Hofacket Middle	92,675	\$1,620,105	\$11,970,830	36.01%
348	Alamogordo	Sacramento Elem	92,426	\$2,607,552	\$6,093,041	35.99%
349	Cloudcroft	Cloudcroft High	87,680	\$2,168,048	\$6,507,786	35.93%
350	Rio Rancho	Martin Luther King, Jr. Elem	114,336	\$4,520,027	\$13,569,717	35.79%
351	Raton	Longfellow Elem	32,610	\$494,589	\$3,988,593	35.71%
352	Albuquerque	Los Padillas Elem	42,005	\$1,608,180	\$5,162,904	35.58%
353	Santa Fe	Santa Fe High	380,007	\$13,690,060	\$49,826,047	35.56%
354	Cobre	Cobre High	138,873	\$5,361,479	\$17,322,717	35.37%
355	Hobbs	Coronado Elem	99,612	\$2,445,629	\$6,889,664	35.16%
356	Los Lunas	Bosque Farms Elem	31,998	\$1,268,313	\$3,941,179	35.06%
357	Santa Fe	Calvin Capshaw Junior High	101,244	\$3,947,382	\$13,718,881	34.92%
358	Las Cruces	Mesilla Park Elem	62,172	\$2,200,788	\$7,213,759	34.91%
359	Albuquerque	Hayes Middle	198,402	\$4,297,719	\$14,267,211	34.91%
360	Central	Natanni Nez Elem	171,832	\$4,734,004	\$12,072,516	34.90%
361	Cobre	Bayard Elem	56,898	\$1,271,505	\$6,599,635	34.82%
362	Rio Rancho	Vista Grande Elementary	67,680	\$850,746	\$7,330,591	34.81%
363	Bernalillo	Algodones Elem	23,872	\$361,295	\$2,945,089	34.71%
364	Farmington	Country Club Elem	106,928	\$2,463,497	\$8,332,937	34.60%
365	Zuni	A:Shiwi Elem	62,373	\$2,147,862	\$7,714,072	34.42%
366	Rio Rancho	Lincoln Middle	164,103	\$5,876,570	\$22,405,892	34.37%
367	Albuquerque	Eldorado High	332,929	\$14,755,481	\$43,391,030	34.37%
368	Gallup-McKinley	Chee Dodge Elem	47,515	\$1,540,655	\$5,658,439	34.09%
369	Rio Rancho	Colinas del Norte Elem	72,437	\$1,553,073	\$8,930,723	33.95%
370	Socorro	Midway Elem	4,800	\$480,192	\$1,723,507	33.80%
371	Santa Fe	Alvord Elem	67,872	\$1,104,286	\$4,159,536	33.58%
372	Santa Fe	Agua Fria Elem	67,980	\$2,516,523	\$8,448,591	33.54%
373	Albuquerque	Edmund G. Ross Elem	55,762	\$1,146,839	\$6,861,159	33.38%
374	Santa Fe	Cesar Chavez Elem	63,435	\$1,725,140	\$7,807,006	33.29%
375	Albuquerque	Polk Middle	96,481	\$4,609,253	\$13,142,242	33.27%
376	Albuquerque	Rio Grande High	326,488	\$14,985,133	\$35,048,377	33.24%
377	Truth or Conseq	Truth or Consequences Elem	51,416	\$2,120,673	\$6,105,026	33.22%
378	Espanola	James Rodriguez Espanola Elem	124,590	\$9,995,246	\$15,265,404	33.18%
379	Las Vegas City	Robertson High	201,707	\$6,808,348	\$25,366,034	33.09%
380	Gadsden	Chaparral Elem	115,860	\$2,727,283	\$9,877,064	33.08%
381	Las Vegas City	Mike Mateo Sena Elem	32,022	\$539,269	\$2,201,352	33.07%
382	Tatum	Tatum Elem	36,876	\$1,526,291	\$4,547,548	33.05%
383	Roswell	(C) Sidney Gutierrez MS	10,000	\$806,628	\$1,372,500	32.79%
384	Pojoaque	Pojoaque Intermediate	67,930	\$1,299,951	\$8,637,222	32.72%
385	Las Vegas City	Paul D. Henry Elem	52,326	\$872,039	\$3,690,917	32.60%
386	Albuquerque	(A) Sierra HS	38,036	\$4,788,114	\$4,794,735	32.60%
387	Aztec	Park Avenue Elem	124,607	\$2,591,427	\$9,184,523	32.48%
388	Gadsden	Santa Teresa Middle	115,999	\$4,083,666	\$14,983,591	32.41%
389	Clovis	Marshall Junior High	163,076	\$6,494,304	\$24,305,965	32.31%
390	Roswell	Berrendo Middle	64,044	\$3,124,933	\$8,767,377	32.27%
391	Clovis	Highland Elem	49,027	\$2,050,125	\$6,639,790	32.19%
392	Albuquerque	Lew Wallace Elem	40,544	\$1,478,553	\$5,002,237	32.18%
393	Los Lunas	Peralta Elem	42,192	\$1,715,246	\$5,402,804	32.15%
394	Logan	Logan Combined School	163,110	\$3,319,134	\$12,295,882	32.08%
395	Santa Fe	Alameda Junior High	69,213	\$2,324,117	\$9,426,380	32.07%
396	Santa Fe	(C) Turquoise Trail Elem	68,313	\$1,027,684	\$8,272,088	31.67%
397	Lordsburg	Lordsburg High	159,317	\$3,478,693	\$14,612,963	31.61%
398	Las Cruces	Loma Heights Elem	112,326	\$2,538,800	\$7,312,423	31.61%
399	Albuquerque	* Desert Ridge Middle	124,816	\$1,840,147	\$16,950,275	31.54%
400	Santa Rosa	Santa Rosa Elem	111,798	\$3,082,037	\$6,947,823	31.43%
401	Clovis	James Bickley Elem	5,072	\$1,454,564	\$6,188,650	31.36%
402	Belen	Jaramillo Elem	54,901	\$1,985,669	\$6,769,247	31.18%

* High Growth

(A) Alternative

(C) Charter

(Y) Year around multi-track

School Ranking by Weighted NMCI

Rank	District	Facility Name	Gross Area (Sq. Ft.)	Repair Cost	Replacement Cost	Weighted NMCI %
403	Corona	Corona Elem	19,729	\$525,688	\$2,529,469	30.85%
404	Questa	* Rio Costilla Elem (New)	31,284	\$816,873	\$3,766,475	30.81%
405	Mesa Vista	Ojo Caliente Elem	22,956	\$816,070	\$2,812,373	30.80%
406	Clovis	Barry Elem	48,106	\$1,920,278	\$6,572,144	30.76%
407	Gallup-McKinley	Roosevelt Elem	39,387	\$1,672,571	\$4,874,110	30.74%
408	Central	Ruth N. Bond Elem	111,330	\$3,113,998	\$8,694,200	30.67%
409	Central	Grace B. Wilson Elem	54,785	\$2,619,399	\$6,785,122	30.49%
410	Albuquerque	Comanche Elem	49,326	\$1,898,797	\$6,070,696	30.38%
411	Albuquerque	Douglas MacArthur Elem	44,878	\$1,366,059	\$5,527,137	30.28%
412	Las Cruces	* (A) San Andres Lrng Ctr	45,706	\$1,437,112	\$5,701,366	30.16%
413	Las Cruces	White Sands Elem/Middle	122,668	\$2,075,777	\$7,985,687	30.16%
414	Alamogordo	Buena Vista Elem	37,842	\$1,940,673	\$4,388,368	30.05%
415	Las Cruces	Onate High	272,320	\$3,614,467	\$33,969,197	29.88%
416	Cimarron	Cimarron High	94,194	\$2,172,509	\$7,271,993	29.73%
417	Grants-Cibola	Mesa View Elem	153,790	\$3,058,311	\$10,730,398	29.60%
418	Los Lunas	Raymond Gabaldon Intermediate	143,894	\$3,406,150	\$13,620,713	29.60%
419	Clayton	Clayton High	77,939	\$2,149,752	\$10,298,080	29.48%
420	Central	Naschitti Elem	73,318	\$1,550,020	\$5,117,116	29.34%
421	Albuquerque	John Adams Middle	187,772	\$6,795,766	\$15,652,673	29.27%
422	Gallup-McKinley	Navajo Middle	14,400	\$2,127,683	\$1,841,904	29.16%
423	Farmington	McCormick Elem	97,584	\$2,672,162	\$6,778,673	29.15%
424	Grants-Cibola	Milan Elem	94,724	\$1,888,539	\$6,674,755	29.03%
425	Tucumcari	Tucumcari Middle	77,774	\$2,955,979	\$10,640,261	28.86%
426	Cloudcroft	Cloudcroft Elem/Middle	66,152	\$2,060,100	\$9,079,362	28.80%
427	Albuquerque	Barcelona Elem	67,276	\$2,145,029	\$7,679,428	28.69%
428	Portales	Steiner Elem	64,536	\$936,654	\$4,347,581	28.61%
429	Socorro	(A) Edward E. Torres ES	52,271	\$2,015,857	\$6,119,087	28.57%
430	Dulce	* Dulce High	225,383	\$5,737,926	\$18,780,459	28.28%
431	Santa Fe	Capital High	358,382	\$2,827,831	\$23,846,349	28.17%
432	Gallup-McKinley	David Skeet Elem	45,002	\$939,749	\$5,565,767	28.09%
433	Des Moines	Des Moines Combined School	76,455	\$2,266,499	\$9,806,020	28.03%
434	Alamogordo	La Luz Elem	47,444	\$1,018,906	\$5,499,941	27.78%
435	Albuquerque	Harrison Middle	180,337	\$4,257,228	\$14,858,543	27.74%
436	Gallup-McKinley	Smith Lake Elem	29,056	\$1,663,354	\$3,259,583	27.70%
437	Bernalillo	Santo Domingo Elem/Middle Scho	80,751	\$3,295,719	\$11,058,412	27.59%
438	Deming	Chaparral Elem	107,880	\$1,738,705	\$7,105,439	27.56%
439	Texico	Texico Combined School	239,762	\$5,406,138	\$19,452,215	27.26%
440	Santa Fe	R.M. Sweeney Elem	123,026	\$1,795,183	\$8,088,690	27.16%
441	Truth or Conseq	(A) Geronimo Trails	4,480	\$51,114	\$188,339	27.14%
442	Las Cruces	East Picocho Elem	61,898	\$1,993,251	\$7,175,595	27.04%
443	Lordsburg	R.V. Traylor Elem	29,446	\$600,979	\$3,417,797	27.02%
444	Albuquerque	(C) Amy Biehl Charter High	28,960	\$2,967,407	\$3,839,806	27.02%
445	Espanola	Espanola Valley High	204,202	\$6,566,045	\$26,844,233	27.00%
446	Farmington	Tibbetts Middle	175,916	\$3,871,337	\$13,836,285	26.89%
447	Carlsbad	Carlsbad High	356,338	\$16,168,210	\$47,228,719	26.86%
448	Moriarity	Moriarity Middle	96,062	\$5,174,600	\$13,059,982	26.86%
449	Clovis	Yucca Junior High	116,327	\$3,977,463	\$17,236,797	26.84%
450	Espanola	Santa Teresa High	227,056	\$4,166,054	\$19,422,437	26.82%
451	Wagon Mound	* Wagon Mound Combined School	64,713	\$1,687,826	\$8,588,051	26.79%
452	Carlsbad	Alta Vista Middle	114,980	\$5,987,286	\$15,781,005	26.72%
453	Central	Kirtland Central High	431,424	\$8,085,241	\$32,533,290	26.71%
454	Albuquerque	Del Norte High	513,566	\$12,552,288	\$42,191,364	26.71%
455	Tucumcari	Tucumcari High	136,730	\$4,214,459	\$18,066,135	26.67%
456	Espanola	Los Ninos Kindergarten	32,784	\$596,592	\$4,018,335	26.65%
457	Taos	Enos Garcia Elem	62,512	\$1,242,666	\$7,661,016	26.61%
458	Artesia	Park Junior High	242,248	\$5,755,545	\$16,729,558	26.61%
459	Albuquerque	Collet Park Elem	42,239	\$1,681,647	\$5,211,025	26.60%
460	Springer	Springer High	54,142	\$2,297,588	\$7,131,542	26.53%
461	Ruidoso	White Mountain Elem/Intermedia	84,401	\$3,337,655	\$10,485,980	26.41%
462	Moriarity	Edgewood Elem	112,400	\$1,722,414	\$6,933,394	26.37%
463	Dora	Dora Elem	17,609	\$541,606	\$2,170,196	26.32%
464	Capitan	Capitan Combined	41,448	\$1,852,256	\$4,965,056	26.28%
465	Taos	Taos Middle	92,665	\$3,173,589	\$12,639,506	26.25%
466	Albuquerque	Apache Elem	80,926	\$1,977,714	\$5,834,579	26.12%
467	Penasco	Penasco High	124,827	\$1,884,051	\$8,543,393	26.04%
468	Albuquerque	Griegos Elem	45,514	\$1,829,675	\$5,615,062	25.81%
469	Cobre	San Lorenzo Elem	40,000	\$703,303	\$2,664,000	25.59%

* High Growth

(A) Alternative

(C) Charter

PSFA

(Y) Year around multi-track

7 of 12

School Ranking by Weighted NMCI

Rank	District	Facility Name	Gross Area (Sq. Ft.)	Repair Cost	Replacement Cost	Weighted NMCI %
470	Los Alamos	Chamisa Elem	45,414	\$2,232,719	\$5,550,510	25.44%
471	Raton	Raton High	175,217	\$2,646,234	\$11,737,581	25.44%
472	Rio Rancho	Enchanted Hills Elem	160,036	\$3,088,678	\$13,894,111	25.42%
473	Las Cruces	Desert Hills Elem	55,568	\$624,296	\$6,449,778	25.33%
474	Deming	Bell Elem	64,364	\$1,268,308	\$4,361,235	25.18%
475	Artesia	Central Elem	19,892	\$852,738	\$2,450,376	25.17%
476	Los Lunas	Los Lunas Elem	104,546	\$1,345,330	\$7,605,875	25.13%
477	Melrose	Melrose Combined School	177,680	\$3,412,560	\$14,857,978	25.04%
478	Taos	Taos High	210,255	\$5,440,640	\$27,695,067	24.94%
479	Albuquerque	Reginald Chavez Elem	74,316	\$1,887,763	\$6,005,412	24.89%
480	Portales	* James Elem	94,152	\$1,551,859	\$6,058,527	24.79%
481	Clovis	Clovis High	362,116	\$9,708,111	\$48,784,906	24.79%
482	Las Vegas City	Legion Park Elem	68,438	\$2,029,877	\$4,704,770	24.55%
483	Belen	Belen Middle	129,476	\$4,383,815	\$17,781,740	24.48%
484	Albuquerque	Chamiza Elem	127,364	\$940,957	\$9,484,431	24.46%
485	Santa Fe	Gonzales Elem	68,891	\$1,024,978	\$6,059,090	24.30%
486	Hatch Valley	Hatch Valley Middle	72,592	\$1,732,519	\$9,296,774	24.22%
487	Grady	Grady Mun. School	63,219	\$1,174,341	\$7,641,913	23.93%
488	Gallup-McKinley	Ramah Elem	47,978	\$1,027,219	\$3,657,656	23.91%
489	Bernalillo	Roosevelt Elem	52,140	\$1,346,155	\$6,427,879	23.90%
490	Farmington	Northeast Elem	49,455	\$1,467,473	\$6,123,649	23.88%
491	Santa Fe	Wood-Gormley Elem	174,464	\$6,191,553	\$9,780,504	23.81%
492	Clovis	* Ranchvale Elem	55,130	\$1,601,434	\$7,533,932	23.50%
493	Albuquerque	Albuquerque High	567,756	\$12,514,334	\$43,212,731	23.46%
494	Clovis	W. D. Gattis Junior High	230,098	\$3,219,821	\$17,207,879	23.45%
495	Gallup-McKinley	Tohatchi High	277,278	\$5,013,007	\$20,455,752	23.31%
496	Taos	(C) Taos Municipal (Randall)	17,085	\$358,248	\$1,944,979	23.12%
497	Hobbs	Will Rogers Elem	59,756	\$4,082,005	\$7,365,522	22.94%
498	Albuquerque	Armijo Elem	76,332	\$1,948,610	\$9,391,409	22.88%
499	Carrizozo	High School	50,980	\$1,697,164	\$7,347,372	22.87%
500	Bloomfield	Mesa Alta Junior High	218,508	\$5,448,238	\$15,131,018	22.78%
501	Gadsden	Sunland Park Elem	56,131	\$1,118,910	\$6,509,161	22.76%
502	Silver City	G.W. Stout Elem	74,704	\$1,921,916	\$8,670,893	22.69%
503	Lovington	Lovington Junior High	91,570	\$6,324,200	\$12,567,983	22.64%
504	Artesia	Yucca Elem	64,990	\$1,660,853	\$4,061,178	22.51%
505	Los Alamos	Aspen Elem	48,064	\$1,161,190	\$5,885,804	22.36%
506	Santa Fe	Kaune Elem	71,776	\$708,856	\$4,398,792	22.23%
507	Santa Fe	Alcalde Elem (New)	39,703	\$3,777,410	\$4,274,028	22.10%
508	Gallup-McKinley	Red Rock Elem	51,412	\$2,569,514	\$6,360,649	22.05%
509	Albuquerque	S. Y. Jackson Elem	104,410	\$1,784,515	\$7,390,755	22.04%
510	Santa Fe	El Dorado Elem	58,347	\$1,077,807	\$7,151,592	21.80%
511	Albuquerque	Roosevelt Middle	121,098	\$3,311,734	\$16,547,657	21.49%
512	Santa Fe	De Vargas Middle School	196,808	\$1,087,520	\$14,130,638	21.47%
513	Los Lunas	Katherine Gallegos Elem	87,500	\$1,551,773	\$10,781,285	21.47%
514	Bernalillo	Willanna D. Carroll Elem	67,543	\$1,680,785	\$8,332,780	21.22%
515	Lovington	Lovington High	186,377	\$7,787,992	\$24,704,271	21.21%
516	Albuquerque	Garfield Middle	72,466	\$2,565,628	\$9,869,897	21.18%
517	Albuquerque	Petroglyph Elem	74,649	\$1,086,359	\$9,180,697	20.86%
518	Magdalena	Magdalena Combined School	247,744	\$3,550,053	\$20,305,224	20.86%
519	Albuquerque	Dolores Gonzales Elem	74,263	\$1,375,858	\$5,890,266	20.83%
520	Santa Fe	Chaparral Elem	111,080	\$1,011,046	\$6,861,105	20.76%
521	Artesia	Zia Intermediate	175,616	\$2,482,370	\$12,069,358	20.69%
522	Las Cruces	Tombaugh Elem	67,580	\$971,205	\$7,839,637	20.65%
523	Animas	Animas High	77,581	\$3,224,439	\$9,676,547	20.55%
524	Albuquerque	Jefferson Middle	220,151	\$2,366,557	\$16,145,534	20.29%
525	Carlsbad	(A) Edison/Phoenix	17,200	\$1,018,713	\$2,279,860	20.20%
526	Central	Newcomb High	198,964	\$2,617,104	\$15,013,955	20.20%
527	Socorro	(A) Aim HS	4,190	\$95,864	\$449,283	20.15%
528	Albuquerque	(C) Robert F. Kennedy	18,420	\$1,167,539	\$2,450,461	20.09%
529	Hobbs	Highland Junior High	216,020	\$5,252,776	\$16,438,548	20.06%
530	Albuquerque	(Y) Duranes Elem	52,983	\$1,859,864	\$6,522,510	20.02%
531	Raton	Columbian Elem	27,244	\$299,022	\$3,338,145	19.93%
532	Hondo Valley	Hondo Elem	39,944	\$295,666	\$2,791,586	19.77%
533	Mora	Mora Combined School	201,177	\$4,236,345	\$19,432,585	19.70%
534	Zuni	Zuni Middle School	75,910	\$3,007,691	\$11,167,648	19.69%
535	Moriarity	Mountainview Elem	75,417	\$1,944,880	\$9,035,802	19.61%
536	Albuquerque	Washington Middle	198,972	\$3,983,179	\$14,251,260	19.54%

* High Growth
(A) Alternative
(C) Charter

(Y) Year around multi-track

School Ranking by Weighted NMCI

Rank	District	Facility Name	Gross Area (Sq. Ft.)	Repair Cost	Replacement Cost	Weighted NMCI %
537	Truth or Conseq	Truth or Consequences Middle	66,460	\$1,907,770	\$8,760,895	19.52%
538	Bloomfield	Bloomfield High	208,480	\$8,289,371	\$27,748,688	19.50%
539	Gallup-McKinley	Thoreau High	231,762	\$2,129,693	\$17,311,003	19.49%
540	Central	Mesa Elem	133,866	\$2,246,809	\$9,299,002	19.48%
541	Farmington	Animas Elem	110,168	\$1,882,813	\$7,700,408	19.33%
542	Espanola	Sombrillo Elem	90,848	\$3,259,547	\$18,913,307	19.29%
543	Portales	Portales High	193,091	\$6,325,068	\$25,453,175	19.21%
544	San Jon	San Jon Combined School	163,868	\$2,394,255	\$12,401,293	19.19%
545	Cimarron	Cimarron Elem/Middle	143,410	\$1,166,588	\$10,748,580	19.07%
546	Albuquerque	Chelwood Elem	57,511	\$1,955,910	\$7,086,987	18.99%
547	Albuquerque	(C) South Valley Academy	27,624	\$2,628,981	\$3,473,394	18.92%
548	Moriarty	Moriarty Elem	64,475	\$556,950	\$7,896,095	18.85%
549	Ruidoso	Ruidoso High	178,008	\$3,439,482	\$23,749,075	18.84%
550	Zuni	Dowa Yalanne Elem	44,685	\$1,594,941	\$6,121,302	18.71%
551	Bernalillo	Bernalillo High	211,763	\$5,585,912	\$28,075,031	18.43%
552	Espanola	Dixon Elem	15,040	\$411,553	\$1,787,408	18.36%
553	Raton	Raton Middle	62,825	\$766,221	\$8,569,330	18.03%
554	Hobbs	Sanger Elem	42,435	\$2,826,088	\$5,233,084	17.86%
555	Truth or Conseq	Sierra Elem	28,851	\$217,496	\$3,429,807	17.70%
556	Rio Rancho	Mountain View Middle	124,106	\$1,016,915	\$17,038,513	17.54%
557	Albuquerque	Tomasita Elem	65,559	\$1,087,269	\$8,073,216	17.27%
558	Central	Shiprock High	411,036	\$4,993,243	\$30,852,620	17.16%
559	Dulce	Dulce Middle	77,188	\$1,071,518	\$10,411,215	17.10%
560	Clovis	Mesa Elem	57,268	\$1,092,777	\$7,829,079	17.09%
561	Albuquerque	(C) Paseo Del Monte Middle Sch	12,316	\$1,155,225	\$1,690,987	17.08%
562	Moriarty	* Route 66 Elem	63,640	\$603,515	\$7,524,653	17.08%
563	Albuquerque	(Y) Susie R. Marmon Elem	63,578	\$756,148	\$7,829,412	17.02%
564	Santa Rosa	Santa Rosa High	115,423	\$3,223,925	\$13,980,655	16.90%
565	Albuquerque	(C) The Southwest Secondary Le	8,880	\$483,226	\$1,143,597	16.88%
566	Hobbs	Hobbs High	334,138	\$24,434,617	\$45,650,652	16.78%
567	Jal	Jal Elem	45,446	\$1,157,207	\$5,604,401	16.66%
568	Aztec	Aztec High	280,546	\$5,967,639	\$29,398,616	16.60%
569	Taos	(C) Anansi Charter school	4,680	\$89,293	\$573,674	16.39%
570	Loving	Loving High	54,281	\$758,453	\$7,194,947	16.28%
571	Alamogordo	Holloman Primary	73,753	\$2,631,889	\$8,559,420	16.27%
572	Artesia	Hermosa Elem	88,656	\$1,230,115	\$5,682,107	16.27%
573	Alamogordo	Holloman Intermediate	38,743	\$858,212	\$4,496,900	16.09%
574	Aztec	McCoy Avenue Elem	134,076	\$1,139,751	\$8,572,349	16.04%
575	Albuquerque	Arroyo Del Oso Elem	83,587	\$1,231,970	\$6,378,818	15.99%
576	Rio Rancho	Rio Rancho High	384,024	\$3,518,749	\$50,914,678	15.92%
577	Hobbs	Taylor Elem	37,968	\$1,721,926	\$4,679,922	15.90%
578	Lovington	Yarbro Elem	56,677	\$1,471,142	\$6,987,414	15.90%
579	Albuquerque	(A) Career Enrichment Center	50,278	\$1,897,486	\$6,459,810	15.86%
580	Chama	Chama Elem / Middle	30,573	\$331,615	\$3,469,458	15.73%
581	Albuquerque	(C) Public Academy for Perform	14,000	\$809,396	\$1,923,460	15.63%
582	Farmington	Bluffview Elem	139,380	\$3,184,223	\$9,682,032	15.51%
583	Hobbs	Heizer Junior High	236,128	\$6,678,074	\$17,778,074	15.46%
584	Central	Kirtland Elem	175,728	\$2,009,929	\$12,443,826	15.39%
585	Rio Rancho	* (A) RR Independence HS	38,352	\$403,072	\$5,070,960	15.30%
586	Hobbs	Mills Elem	34,074	\$1,614,624	\$4,202,006	15.19%
587	Alamogordo	Holloman Middle	54,387	\$1,375,391	\$7,010,899	15.17%
588	Central	Newcomb Middle	53,472	\$730,398	\$7,336,213	15.10%
589	Albuquerque	(C) Nuestros Valores Charter	28,960	\$1,492,233	\$3,659,439	15.06%
590	Las Vegas City	Sierra Vista Elem	49,848	\$618,534	\$6,109,869	15.01%
591	Bloomfield	Naaba Ani Elem	162,268	\$2,033,752	\$10,343,213	14.91%
592	Central	Newcomb Elem	135,278	\$2,016,327	\$9,669,498	14.81%
593	Jemez Valley	Jemez Valley Middle	39,530	\$275,318	\$5,427,074	14.55%
594	Portales	Valencia Elem	54,117	\$323,233	\$6,619,050	14.44%
595	Dexter	Dexter Elem (New)	224,490	\$1,241,650	\$15,792,182	14.40%
596	Dora	Dora Middle/High	84,321	\$1,867,413	\$11,176,749	14.39%
597	Belen	Dennis Chavez Elem	48,793	\$873,436	\$6,019,592	14.20%
598	Artesia	Grand Heights Early Childhood	42,700	\$445,426	\$4,834,219	13.95%
599	Hobbs	Edison Elem	35,233	\$1,502,711	\$4,343,581	13.72%
600	Hobbs	Southern Heights Elem	85,034	\$2,032,757	\$5,999,512	13.63%
601	Gallup-McKinley	Gallup High	289,660	\$1,268,593	\$25,936,984	13.53%
602	Estancia	Estancia Elem (New)	60,000	\$346,741	\$7,402,200	13.41%
603	Albuquerque	La Cueva High	775,842	\$6,872,372	\$56,721,945	13.26%

* High Growth

(A) Alternative

(C) Charter

(Y) Year around multi-track

School Ranking by Weighted NMCI

Rank	District	Facility Name	Gross Area (Sq. Ft.)	Repair Cost	Replacement Cost	Weighted NMCI %
604	Hobbs	Jefferson Elem	46,300	\$2,280,215	\$5,709,716	13.22%
605	Albuquerque	Atrisco Elem	67,947	\$1,620,437	\$8,359,971	12.79%
606	Taos	Arroyo del Norte Elem	36,920	\$208,932	\$4,521,420	12.69%
607	Las Vegas West	West Las Vegas High	135,554	\$1,719,931	\$17,856,528	12.63%
608	Santa Fe	Atalaya Elem	52,284	\$424,630	\$6,406,542	12.57%
609	Gallup-McKinley	Navajo Pine High	77,322	\$1,262,578	\$10,291,558	12.48%
610	Las Cruces	Highland Elem	84,789	\$952,659	\$9,840,187	12.46%
611	Las Cruces	Cesar E. Chavez Elem	62,231	\$471,537	\$7,220,608	12.32%
612	Albuquerque	Georgia O'Keefe Elem	48,663	\$337,186	\$5,996,341	12.29%
613	Ruidoso	Sierra Vista Primary	45,405	\$239,905	\$5,641,117	12.05%
614	Albuquerque	Pajarito Elem	124,394	\$391,787	\$9,110,414	12.03%
615	Bloomfield	Central Elem	91,130	\$1,258,119	\$11,286,451	11.95%
616	Albuquerque	A. Montoya Elem	59,060	\$531,160	\$7,271,344	11.88%
617	Socorro	Raymond Sarracino Middle	85,922	\$899,995	\$11,655,721	11.47%
618	Questa	Questa Junior High/High	121,434	\$1,914,420	\$15,996,501	11.43%
619	Belen	Gil Sanchez Elem	48,054	\$1,008,352	\$5,926,213	11.41%
620	Gallup-McKinley	Navajo Elem	32,083	\$396,501	\$4,300,153	11.26%
621	Socorro	Parkview Elem	79,400	\$363,577	\$9,713,002	11.25%
622	Albuquerque	(C) Los Puentes Charter School	7,920	\$484,694	\$1,087,668	11.14%
623	Lovington	Llano Elem	49,292	\$912,695	\$6,078,689	11.09%
624	Albuquerque	(C) Twenty-First Century	14,540	\$671,934	\$1,978,788	11.09%
625	Clovis	Sandia Elem	15,908	\$894,807	\$6,443,865	10.94%
626	Penasco	Penasco Elem	74,690	\$1,840,174	\$8,988,904	10.92%
627	Espanola	Espanola Middle (West)	114,382	\$604,653	\$15,601,705	10.86%
628	Espanola	Abiquiu Elem	54,066	\$479,899	\$3,716,767	10.70%
629	Gallup-McKinley	Tobe Turpen Elem	41,792	\$563,303	\$4,484,357	10.64%
630	Carlsbad	P.R. Leyva Middle	156,730	\$4,718,765	\$21,524,783	10.59%
631	Jemez Valley	Jemez Valley Elem	34,917	\$578,815	\$4,176,443	10.40%
632	Los Alamos	Mountain Elem	59,595	\$1,764,676	\$7,302,039	10.39%
633	Artesia	Yeso Elem	54,646	\$229,170	\$6,738,945	10.13%
634	Espanola	Mountain View Elem	38,286	\$608,790	\$2,774,086	10.07%
635	Socorro	Socorro High	135,638	\$2,220,392	\$17,717,520	10.05%
636	Hatch Valley	Rio Grande Elem	71,340	\$227,575	\$4,644,234	9.88%
637	Las Cruces	Sunrise Elem	65,292	\$685,183	\$7,575,898	9.80%
638	Pojoaque	Pablo Roybal Elem	77,050	\$323,246	\$9,393,291	9.62%
639	Hobbs	Stone Elem	106,578	\$1,990,129	\$7,371,467	9.40%
640	Albuquerque	San Antonio Elem	77,440	\$568,296	\$6,886,521	9.29%
641	Farmington	Ladera Del Norte Elem	123,350	\$1,791,060	\$8,568,508	8.96%
642	Socorro	(C) Cottonwood Valley	9,376	\$124,088	\$1,235,844	8.83%
643	Albuquerque	(C) Academia de Lengua y Cultu	5,568	\$263,595	\$756,197	8.71%
644	Artesia	* Roselawn Elem	40,972	\$286,029	\$5,049,961	8.51%
645	Central	Ojo Amarillo Elem	74,078	\$422,080	\$9,172,048	8.43%
646	Lovington	Lea Elem	44,753	\$1,180,081	\$5,518,940	8.33%
647	Estancia	Estancia High	146,978	\$1,748,198	\$15,980,991	8.30%
648	Hobbs	College Lane Elem	121,088	\$1,271,084	\$8,375,052	8.29%
649	Farmington	Piedra Vista High	388,122	\$965,141	\$33,989,177	8.20%
650	Santa Fe	* Salazar Elem (New)	39,940	\$1,609,131	\$4,960,169	8.11%
651	Farmington	Esperanza Elem	70,616	\$417,721	\$8,744,439	8.00%
652	Alamogordo	Mountain View Middle	90,000	\$369,297	\$11,625,300	8.00%
653	Las Vegas West	Luis E. Armijo Elem	46,143	\$188,521	\$5,655,748	7.88%
654	Las Cruces	Conlee Elem	112,200	\$196,533	\$7,481,807	7.88%
655	Questa	(C) Roots & Wings Community	1,540	\$16,444	\$210,133	7.83%
656	Albuquerque	(C) The Learning Community	10,600	\$198,615	\$1,405,454	7.73%
657	Gallup-McKinley	Tohatchi Middle	45,894	\$160,102	\$6,241,125	7.70%
658	Portales	Portales Junior High (2003)	75,899	\$279,809	\$10,352,879	7.59%
659	Tularosa	Tularosa Elementary	69,252	\$573,019	\$9,235,366	7.26%
660	Hatch Valley	Garfield Elem	51,076	\$216,332	\$5,927,573	7.00%
661	Los Lunas	Manzano Vista Middle	95,000	\$367,895	\$13,042,550	6.87%
662	Artesia	Artesia High	412,142	\$5,937,176	\$40,976,663	6.82%
663	Los Lunas	Ann Parish Elem	71,737	\$891,280	\$8,825,913	6.70%
664	Jemez Valley	Jemez Valley High	68,869	\$576,353	\$9,131,341	6.38%
665	Gallup-McKinley	Rocky View Elem	69,428	\$280,658	\$4,789,821	6.22%
666	Grants-Cibola	Grants High	329,141	\$1,643,159	\$30,120,518	6.21%
667	Rio Rancho	Eagle Ridge Middle	130,098	\$484,375	\$17,843,467	6.15%
668	Moriarity	Edgewood Middle	148,537	\$787,579	\$19,601,641	6.08%
669	Lovington	Ben Alexander Elem	62,038	\$1,342,947	\$7,650,526	6.01%
670	Capitan	High School	39,736	\$1,198,149	\$6,691,594	5.82%

* High Growth

(A) Alternative

(C) Charter

(Y) Year around multi-track

School Ranking by Weighted NMCI

Rank	District	Facility Name	Gross Area (Sq. Ft.)	Repair Cost	Replacement Cost	Weighted NMCI %
671	Zuni	Zuni High School (2002)	114,555	\$300,781	\$15,247,271	5.65%
672	Bloomfield	* (A) Bloomfield Family Learni	60,310	\$136,893	\$7,469,394	5.50%
673	Capitan	Elementary School	88,452	\$1,151,650	\$6,757,118	4.92%
674	Tucumcari	Tucumcari Elem	79,037	\$208,604	\$9,701,659	4.84%
675	Central	* Eva B. Stokely Elem	83,024	\$179,353	\$10,277,280	4.66%
676	Farmington	Mesa View Middle	100,795	\$248,988	\$13,891,567	4.51%
677	Santa Fe	(A) Career Academy	37,428	\$102,609	\$2,464,447	4.16%
678	Gallup-McKinley	Tse' Yi' Gai HS - (2004)	62,196	\$116,675	\$8,278,288	4.11%
679	Las Vegas City	Los Ninos Elem	42,791	\$137,200	\$5,244,893	4.10%
680	Las Cruces	(C) Youth Center for Creative	49,000	\$967,731	\$6,032,910	4.01%
681	Deming	* My Little School	2,397	\$19,090	\$278,220	3.84%
682	Albuquerque	(C) La Academia de Esperanza	12,316	\$220,244	\$1,633,102	3.37%
683	Las Cruces	Columbia Elementary	78,000	\$99,458	\$9,054,240	3.30%
684	Belen	La Promesa Elem	58,119	\$88,274	\$7,170,141	3.12%
685	Central	Nizhoni Elem	121,176	\$725,050	\$8,417,491	2.78%
686	Loving	Loving Elem	39,185	\$77,613	\$4,832,294	2.74%
687	Grants-Cibola	Laguna-Acoma Jr./Sr. High	109,317	\$166,115	\$19,007,500	2.47%
688	Farmington	(A) Rocinante HS	26,183	\$62,188	\$3,484,208	2.28%
689	Los Lunas	Tome Elem	100,344	\$149,602	\$7,774,357	1.96%
690	Alamogordo	(A) Academy Del Sol HS	15,750	\$43,119	\$1,964,655	1.80%
691	Hatch Valley	Hatch Valley Elem	45,385	\$36,977	\$4,788,165	1.79%
692	Clovis	* Los Ninos Elem	11,110	\$13,759	\$1,358,753	1.52%
693	Albuquerque	(A) New Futures School	38,064	\$299,472	\$5,042,319	1.48%
694	Bloomfield	(A) Charlie Y. Brown HS	11,920	\$9,929	\$1,586,552	1.33%
695	Carlsbad	(C) Jefferson Montessori Acade	8,970	\$87,306	\$1,707,031	1.28%
696	Tularosa	Tularosa Intermediate	47,144	\$371,966	\$7,564,305	1.23%
697	Dulce	Dulce Elementary	68,764	\$30,355	\$8,516,421	1.07%
698	Albuquerque	(C) Horizon Academy South	30,979	\$11,701	\$4,253,417	0.96%
699	Silver City	(A) Silver HS Opp. (New)	9,000	\$27,312	\$1,129,583	0.88%
700	Los Lunas	Desert View Intermediate	55,568	\$70,372	\$7,628,931	0.63%
701	Los Lunas	Valencia Elem	47,508	\$33,480	\$5,861,062	0.50%
702	Cimarron	(C) Moreno Valley HS	6,664	\$14,100	\$876,164	0.40%
703	Questa	* (C) Red River Valley	5,760	\$1,250	\$676,475	0.28%
704	Portales	(A) Broad Horizons HS	10,600	\$14,904	\$1,392,002	0.27%
705	Los Lunas	Career Academy	70,021	\$11,026	\$9,276,176	0.06%
706	Albuquerque	(C) Horizon Academy Northwest	32,800	\$2,158	\$4,526,832	0.01%
707	Los Lunas	(A) Los Lunas Family		\$0	\$0	-
708	Hobbs	(A) Hobbs Learning Ctr		\$0	\$0	-
709	Gadsden	(A) Desert Pride		\$0	\$0	-
710	Belen	(A) Family School		\$274,065	\$0	-
711	Rio Rancho	Ernest S. Stapleton Elem (New)	90,000	\$0	\$9,261,350	0.00%
712	Albuquerque	Manzano Mesa Elem	53,045	\$0	\$6,502,063	0.00%
713	Albuquerque	Ventana Elem	43,680	\$0	\$5,322,845	0.00%
714	Albuquerque	E-Elem	73,601	\$0	\$9,066,505	0.00%
715	Rio Rancho	New Southwest Elementary	69,220	\$0	\$7,499,987	0.00%
716	Carrizozo	Early Childhood (2004)		\$0	\$0	-
717	Deming	Elem/MS Complex (2006)		\$0	\$0	-
718	Capitan	Middle School	15,276	\$0	\$3,761,531	0.00%
719	Jemez Mountain	* New Lybrook Elem (2006)	15,000	\$0	\$1,711,800	0.00%
720	Belen	New Central Elem	32,800	\$0	\$4,046,536	0.00%
721	Albuquerque	(A) Stronghurst Alternative	9,612	\$0	\$1,265,950	0.00%
722	Albuquerque	(A) Vision Quest MS		\$0	\$0	0.00%
723	Rio Rancho	Rio Rancho Mid High	243,000	\$0	\$28,907,280	0.00%
724	Loving	Loving New Middle (New Under C	55,614	\$0	\$7,633,022	0.00%
725	Jemez Valley	(C) Walatowa Charter HS	3,600	\$0	\$495,074	0.00%
726	Gallup-McKinley	(C) Middle College HS	1,000	\$0	\$119,420	0.00%
727	Alamogordo	(C) Lacy Simms MS	7,680	\$0	\$920,755	0.00%
728	Las Cruces	(C) La Academia de Idiomas y C	0	\$0	\$0	-
729	Las Vegas City	(C) Bridge Academy Charter Hig	4,100	\$0	\$969,158	0.00%
730	Albuquerque	(C) Horizon Academy West	32,800	\$0	\$4,503,440	0.00%
731	Albuquerque	(C) Charter Vocational High Sc	50,000	\$0	\$6,630,000	0.00%
732	Clovis	(A) New Visions	6,255	\$0	\$822,157	0.00%
733	Hatch Valley	(A) Hatch ACE Complex	10,080	\$0	\$1,253,750	0.00%
734	Chama	Chama Middle	6,281	\$0	\$771,935	0.00%
735	Chama	Chama Elem	24,292	\$0	\$2,612,730	0.00%
736	Santa Fe	(C) Monte Del Sol	22,230	\$0	\$3,407,067	0.00%
737	Santa Fe	(C) Academy Tech. and the Clas	15,120	\$0	\$2,079,167	0.00%

* High Growth

(A) Alternative

(C) Charter

(Y) Year around multi-track

School Ranking by Weighted NMCI

Rank	District	Facility Name	Gross Area (Sq. Ft.)	Repair Cost	Replacement Cost	Weighted NMCI %
738	Gallup-McKinley	Twin Lakes Elem	43,939	\$0	\$8,784,775	0.00%
739	Gallup-McKinley	Stagecoach Elem	65,955	\$0	\$8,041,758	0.00%
740	Aztec	(A) Vista Nueva HS	13,000	\$0	\$1,730,300	0.00%
741	Farmington	(A) Day Reporting School	896	\$0	\$106,660	0.00%
742	Lovington	(A) New Hope High School	5,400	\$0	\$715,770	0.00%
743	Los Lunas	Century High (Under Const)	28,000	\$0	\$3,712,520	0.00%
744	Albuquerque	* (A) The Family School	9,852	\$0	\$1,316,227	0.00%
745	Albuquerque	(A) School on Wheels	21,965	\$0	\$2,887,856	0.00%
746	Albuquerque	(A) Evening High School	0	\$0	\$0	0.00%
747	Albuquerque	* (C) East Mountain HS	48,000	\$0	\$5,976,255	0.00%

* High Growth
 (A) Alternative
 (C) Charter

(Y) Year around multi-track